
Harmonics in your electrical system

What they are, how they can be harmful, and what to do about them

Abstract

Harmonic currents, generated by non-linear electronic loads, increase power system heat losses and power bills of end-users. These harmonic-related losses reduce system efficiency, cause apparatus overheating, and increase power and air conditioning costs. As the number of harmonics-producing loads has increased over the years, it has become increasingly necessary to address their influence when making any additions or changes to an installation.

Harmonic currents can have a significant impact on electrical distribution systems and the facilities they feed. It is important to consider their impact when planning additions or changes to a system. In addition, identifying the size and location of non-linear loads should be an important part of any maintenance, troubleshooting and repair program.

Contents

The trouble with harmonics in modern power systems	2
A technical view of harmonics	3
Solutions to compensate for and reduce harmonics	4
Oversize the neutral wiring.....	4
Use separate neutral conductors.	5
Use DC power supplies, which are not affected by harmonics.	5
Use K-rated transformers in power distribution components.....	5
Use Powerware power distribution units with harmonic-mitigating transformers.	6
Key Advantages of using Powerware PDUs with HMT transformers.....	6
Summary	7
About Eaton	7
References	7

The trouble with harmonics in modern power systems

Harmonics are a distortion of the normal electrical current waveform, generally transmitted by *nonlinear loads*. Switch-mode power supplies (SMPS), variable speed motors and drives, photocopiers, personal computers, laser printers, fax machines, battery chargers and UPSs are examples of nonlinear loads. Single-phase non-linear loads are prevalent in modern office buildings, while three-phase, non-linear loads are widespread in factories and industrial plants.

A large portion of the non-linear electrical load on most electrical distribution systems comes from SMPS equipment. For example, all computer systems use SMPS that convert utility AC voltage to regulated low-voltage DC for internal electronics. These non-linear power supplies draw current in high-amplitude short pulses that create significant distortion in the electrical current and voltage wave shape—*harmonic distortion*, measured as total harmonic distortion (THD). The distortion travels back into the power source and can affect other equipment connected to the same source.

Most power systems can accommodate a certain level of harmonic currents but will experience problems when harmonics become a significant component of the overall load. As these higher frequency harmonic currents flow through the power system, they can cause communication errors, overheating and hardware damage, such as:

- Overheating of electrical distribution equipment, cables, transformers, standby generators, etc.
- High voltages and circulating currents caused by harmonic resonance
- Equipment malfunctions due to excessive voltage distortion
- Increased internal energy losses in connected equipment, causing component failure and shortened life span
- False tripping of branch circuit breakers
- Metering errors
- Fires in wiring and distribution systems
- Generator failures
- Crest factors and related problems
- Lower system power factor, resulting in penalties on monthly utility bills

A technical view of harmonics

Harmonics are currents or voltages with frequencies that are integer multiples of the fundamental power frequency. If the fundamental power frequency is 60 Hz, then the 2nd harmonic is 120 Hz, the 3rd is 180 Hz, etc. (see Figure 1). When harmonic frequencies are prevalent, electrical power panels and transformers become mechanically resonant to the magnetic fields generated by higher frequency harmonics. When this happens, the power panel or transformer vibrates and emits a buzzing sound for the different harmonic frequencies. Harmonic frequencies from the 3rd to the 25th are the most common range of frequencies measured in electrical distribution systems.

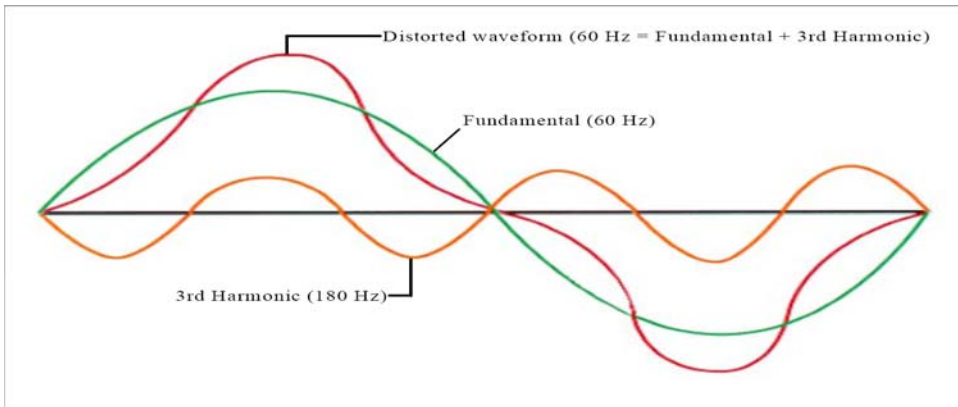


Figure 1. Harmonic distortion of the electrical current waveform

All periodic waves can be generated with sine waves of various frequencies. The Fourier theorem breaks down a periodic wave into its component frequencies.

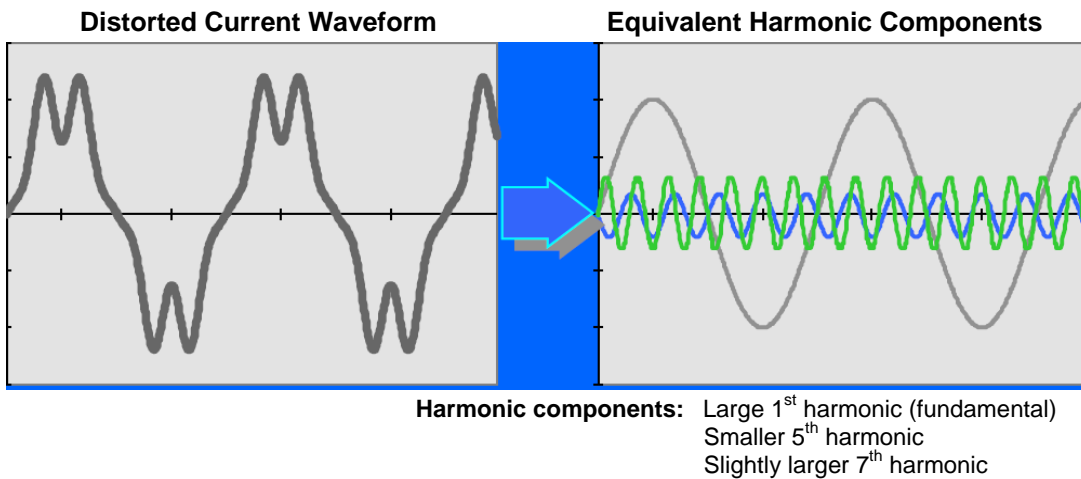


Figure 2. Distorted waveform composed of fundamental and 3rd harmonic
(Total harmonic distortion (THD) approximately 30 percent)

The total harmonic distortion (THD) of a signal is a measurement of the harmonic distortion present and is defined as the ratio of the sum of the powers of all harmonic components to the power of the fundamental. It provides an indication of the degree to which a voltage or current signal is distorted (see Figure 3).

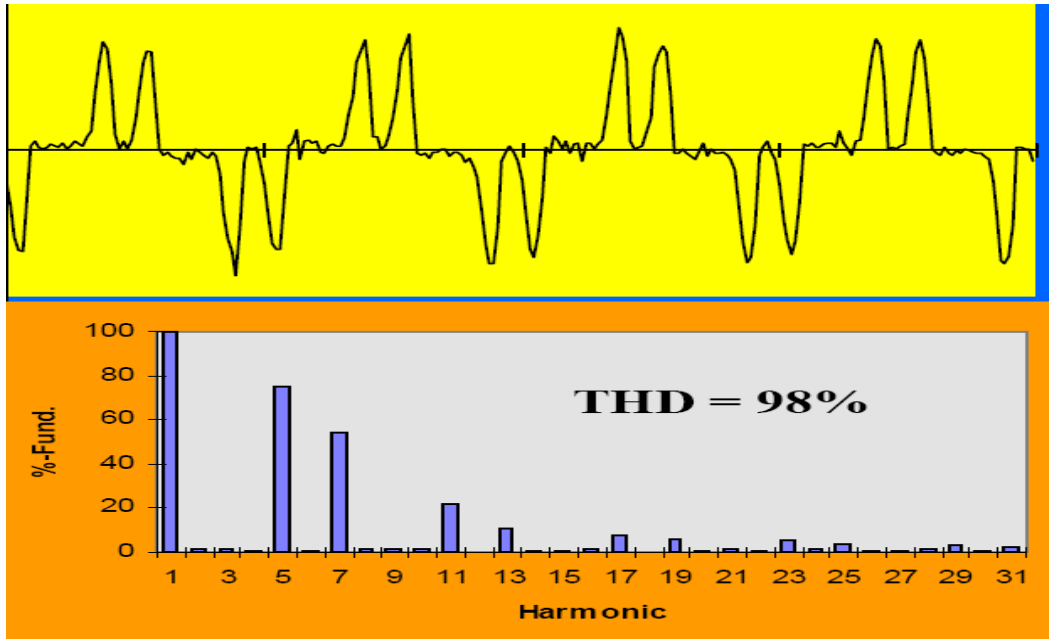


Figure 3. Total harmonic distortion

Solutions to compensate for and reduce harmonics

While standards to limit the generation of harmonic currents are under consideration, harmonic control today relies primarily on remedial techniques. There are several approaches that can be taken to compensate for or reduce harmonics in the power system, with varying degrees of effectiveness and efficiency.

Oversize the neutral wiring.

In modern facilities, the neutral wiring should always be specified to be the same capacity as the power wiring, or larger—even though electrical codes may permit under-sizing the neutral wire. An appropriate design to support a load of many personal computers, such as a call center, would specify the neutral wiring to exceed the phase wire capacity by about 200 percent. Particular attention should be paid to wiring in office cubicles. Note that this approach protects the building wiring, but it does not help protect the transformers.

Use separate neutral conductors.

On three-phase branch circuits, instead of installing a multi-wire branch circuit sharing a neutral conductor, run separate neutral conductors for each phase conductor. This increases the capacity and ability of the branch circuits to handle harmonic loads. This approach successfully eliminates the addition of the harmonic currents on the branch circuit neutrals, but the panelboard neutral bus and feeder neutral conductor must still be considered.

Use DC power supplies, which are not affected by harmonics.

In the typical data center, the power distribution system converts 480-volt AC utility power through a transformer that steps it down to 208-volt AC power that feeds racks of servers. One or more power supplies within each server convert this AC input into DC voltage appropriate for the unit's internal components.

These internal power supplies are not energy efficient, and they generate substantial heat, which puts a costly burden on the room's air conditioning system. Heat dissipation also limits the number of servers that can be housed in a data center. Could it be worthwhile to eliminate this step by switching to DC power?

According to a recent article in *Energy and Power Management* magazine, "Computers and servers equipped with DC power supplies instead of AC power supplies produce 20 to 40 percent less heat, reduce power consumption by up to 30 percent, increase server reliability, offer flexibility to installations, and experience decreased maintenance requirements."

That sounds good, but when cost, compatibility, reliability and efficiency are considered together, the move from AC to DC power is not justified for most data centers. AC power—even though it is slightly less efficient—is universally acceptable to existing equipment.

Furthermore, there are no Underwriter's Laboratory (UL) safety standards for high-voltage DC in data centers yet, while standards for AC systems are mature. That means the safety risks could outweigh the potential gain with DC power, for now.

Use K-rated transformers in power distribution components.

A standard transformer is not designed for high harmonic currents produced by non-linear loads. It will overheat and fail prematurely when connected to these loads. When harmonics were introduced into electrical systems at levels that showed detrimental effects (circa 1980), the industry responded by developing the *K-rated transformer*.

K-rated transformers are not used to handle harmonics, but they can handle the heat generated by harmonic currents and are very efficient when used under their K-factor value.

K-factor ratings range between 1 and 50. A standard transformer designed for linear loads is said to have a K-factor of 1. The higher the K-factor, the more heat from harmonic currents the transformer is able to handle. Making the right selection of K-factor is very important, because it affects cost and safety. The table shows appropriate K-factor ratings to use for different percentages of non-linear current in the electrical system.

Non-linear Load	K-rating
Incidental electronic equipment representing <5 percent	K1
Harmonic-producing equipment representing <35 percent	K4
Harmonic-producing equipment representing <50 percent	K7
Harmonic-producing equipment representing <75 percent	K13
Harmonic-producing equipment representing <100 percent	K20

Powerware® Power Distribution Units (PDUs) from Eaton® come standard with a K-13 rated transformer (and 200-percent-rated neutral) to efficiently handle harmonic currents. K4 and K20 transformers are available as options.

Use Powerware power distribution units (PDUs) with harmonic-mitigating transformers.

The K-rated, dry-type transformer is widely used in electrical environments, but there have been more recent advancements in transformer design that offer even better performance in reducing voltage distortion and power losses due to current harmonics.

Eaton’s energy-efficient Harmonic Mitigating Transformer (HMT) is designed to handle the non-linear loads of today’s electrical infrastructures. This transformer uses electromagnetic mitigation to deal specifically with the triplen (3rd, 9th, 15th, etc.) harmonics. Secondary windings of the transformer are arranged to cancel zero sequence fluxes and eliminate primary winding circulating currents. This transformer also addresses the 5th and 7th harmonics by using phase shifting.

Using these two electromagnetic techniques, the Eaton HMT allows loads to operate the way their manufacturers designed them, while minimizing the impact of the harmonics to energy losses and distortion. Eaton HMTs exceed NEMA TP-1 efficiency standards, even when tested with 100-percent non-linear loads. Wherever a K-rated transformer is specified, an equivalent HMT is a direct substitute.

Powerware PDUs equipped with HMT transformers are efficient and effective at mitigating the harmonics generated by computer equipment and other non-linear electronic loads.

Key Advantages of using Powerware PDUs with HMT transformers

- Prevents voltage flat-topping caused by non-linear loads
- Reduces upstream harmonic currents
- Eliminates transformer overheating and high operating temperatures
- Eliminates primary winding circulating current
- Saves energy by reducing harmonic losses
- Maintains high energy efficiency even under severe non-loading conditions
- Treats power quality harmonic issues that K-rated transformers do not address
- Suitable for high K-factor loads without increasing in-rush current
- Improves power factor

Summary

Harmonic currents can have a significant impact on electrical distribution systems and the facilities they feed. It is important to consider the impact of harmonics when contemplating additions or changes to a system. In addition, identifying the size and location of non-linear loads should be an important part of any maintenance, troubleshooting and repair program.

Find out more about Eaton products that manage and mitigate harmonics in modern electrical infrastructures. Contact Eaton at 800.356.5794 or visit us on the Web at www.powerware.com.

About Eaton

Eaton Electrical is a global leader in power protection and management. The company delivers a full line of power protection, power distribution, power management and data center infrastructure solutions, plus professional services.

Powerware-branded products protect critical systems around the world in medical, networking, financial, industrial, communications, military, and aerospace applications—wherever continuous quality power is essential to operations.

To find out more about Powerware products, services, and support from Eaton, visit us on the Web at www.powerware.com.

Eaton and Powerware are trademarks of Eaton Corporation and its subsidiaries or affiliates.

References

- [1] *Treating Harmonics in electrical distribution systems*, Victor A. Ramos Jr.
- [2] Application notes from Controlled power company.
- [3] Mirus Harmonics and Harmonic Mitigating Transformer
- [4] An introduction to Power System Harmonics by Power System Engineering
- [5] Application notes from Energy Vortex